

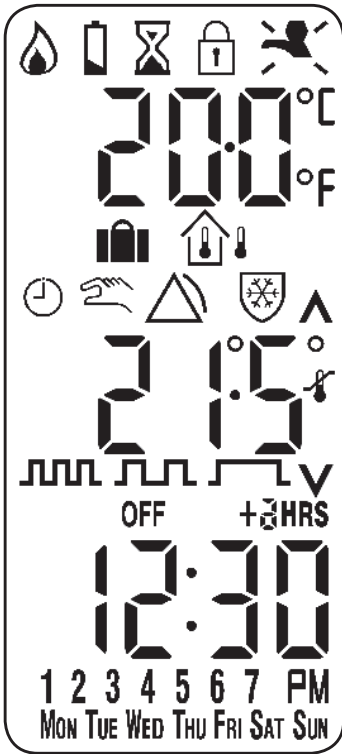
*Danfoss*



## **TP7001 Range Quick Guide**

Danfoss Heating

## Key to Symbols

















*Current temperature*

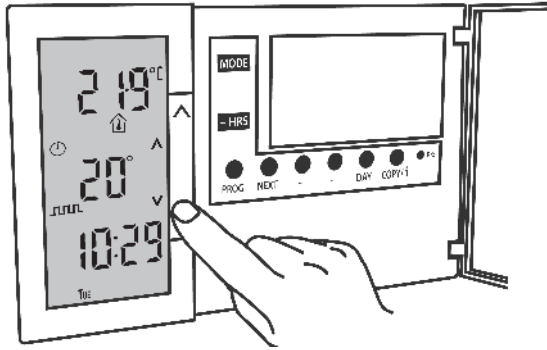
*Programmed temperature*

*Time*


*Days of Week*

	Shows when heating is on
	Flashes when batteries need changing
	Shows during programming delays or when Delayed Start is active
	Indicates keyboard is locked
	Indicates Holiday Mode is set
	Indoor and Outdoor Temperature
	Timed or Manual Mode
	Indicates alarm is active
	Indicates Frost Mode is set
	Temperature up override
	3 on and 3 off events per day
	2 on and 2 off events per day
	1 on and 1 off event per day
	Temperature down override
<b>OFF</b>	Thermostat (Off) Mode
<b>+3HRS</b>	Extends function by 1, 2 or 3 hours

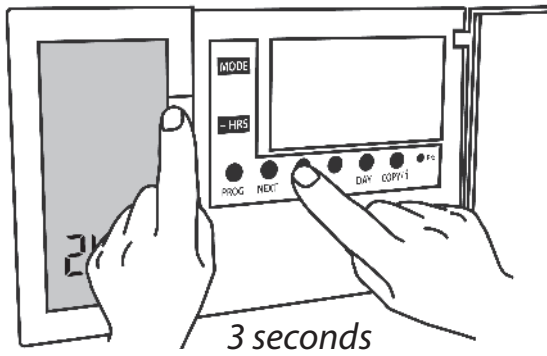
### Manual temperature change



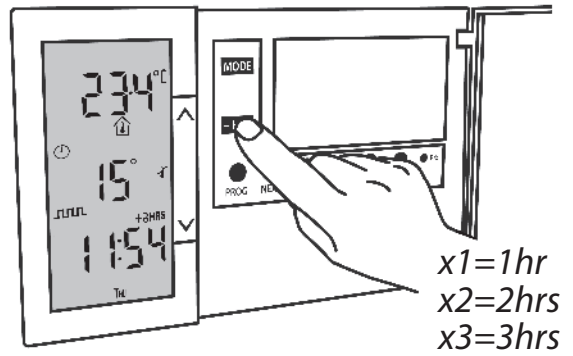
### Changing display from °C to °F



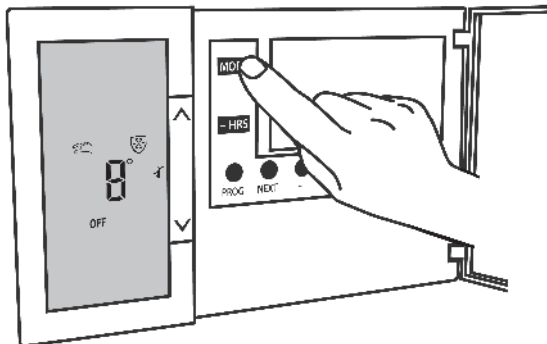
### Changing from 12 to 24 hour



### Extending heating period



### Setting Thermostat Mode



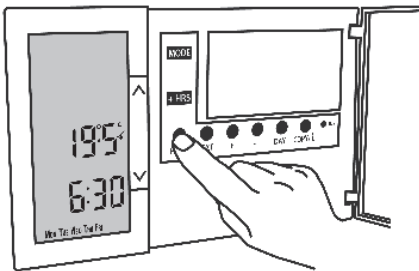
*Thermostat controls  
at constant user  
selected temperature*

## Pre-set Programmes

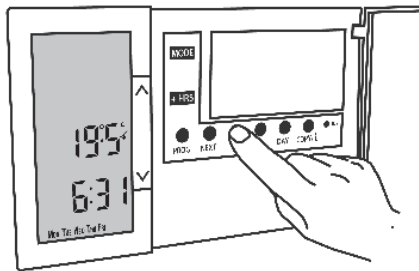
Weekdays (Mon-Fri)			User Settings		Weekend (Sat-Sun)			User Settings	
Event 1	06:30	20°C			Event 1	07:30	20°C		
Event 2	08:30	15°C			Event 2	09:30	20°C		
Event 3	11:30	20°C			Event 3	11:30	20°C		
Event 4	13:30	15°C			Event 4	13:30	20°C		
Event 5	16:30	21°C			Event 5	16:30	21°C		
Event 6	22:30	15°C			Event 6	22:30	15°C		

## Programming time and temperature changes


1




2




3



4



5



### Danfoss Ltd.

Amphill Road,  
Bedford MK42 9ER

Tel: 01234 364621

Fax: 01234 219705

Email: [ukheating@danfoss.com](mailto:ukheating@danfoss.com)

Website: [www.heating.danfoss.co.uk](http://www.heating.danfoss.co.uk)

Part No. 37035v01 11/11